



The Alibi Exchange - Teacher's Pack

WATCH OUR CHILDREN'S PRODUCTIONS FOR FREE

I Believe in Unicorns - Click to play



Table Mates - Click to play



You can also find education packs on our website, full of fun activities, that accompany each production.

This is where your pupils can go to access the online productions and education packs:

<https://www.theatrealibi.co.uk/online-productions-and-education-packs/>

CREATE YOUR OWN MAGICAL CREATURE



We'd like you to create your own magical creature – just like the beautiful unicorn from our show 'I Believe in Unicorns'.

What does your magic creature look like? Where does it live? How is it feeling? Is it friendly? Is it scary? Is it playful? Does it have special powers?

Here are some things to do. Pick one (or more!) that you'd enjoy.

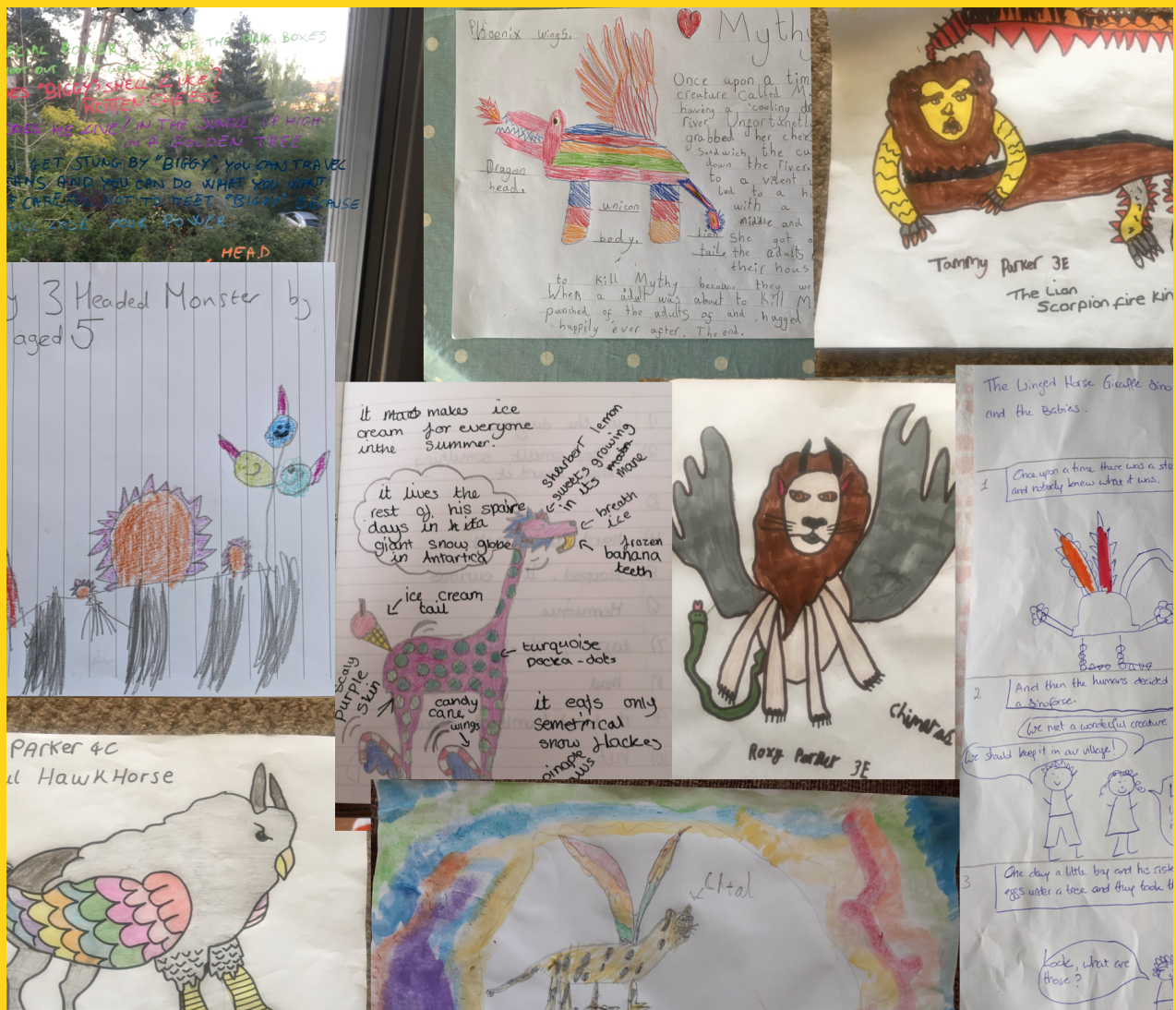
- **Draw a picture of your magical creature**
- **Write a description of your magical creature**
- **Write a short story about your magical creature**
- **Draw a comic strip adventure featuring your magical creature**

Click the video above to hear more from Derek, who some of you might recognise from 'I Believe in Unicorns'.

Here are some examples of magical creatures we've been sent that might inspire you.

Some are drawings, short stories, or a mix of both!

What will you create?



YOUR FAVOURITE BOOK / STORY



Our show 'I Believe in Unicorns' has the most amazing librarian in it. She's one of those people (you might know the sort), who tells stories so brilliantly that you can see the whole thing happening in front of you! Even children who think that they don't like stories can't help but listen.

So, tell us all about a story or a book you love in 30 seconds and film yourself OR If you prefer, you can write us a short letter about it OR you can draw a picture of it.

To get you started, the cast of 'I Believe In Unicorns' have all taken on the 30 second challenge! Click on the videos below to find out what their favourite book is!



Shaban

Kirsty



Derek

Lisa-Lee



This is where your pupils can go to access this particular activity: <https://www.theatrealibi.co.uk/the-alibi-exchange-your-favourite-book-story/>

FLYING PUPPETS



Our wonderful Designer, Trina Bramman, has created beautiful flying puppets for you to make.

Choose from various different templates – maybe a bird? A butterfly? A dragon? Or even a winged horse!



Trina has been careful to use bits and bobs that we hope you can find at home and school. Find a step-by-step guide with pictures, as well as a downloadable PDF of the instructions on our website.

Take a look at some of Trina's incredible puppets here,
click the videos to see them fly!




Bird

Butterfly



Dragon

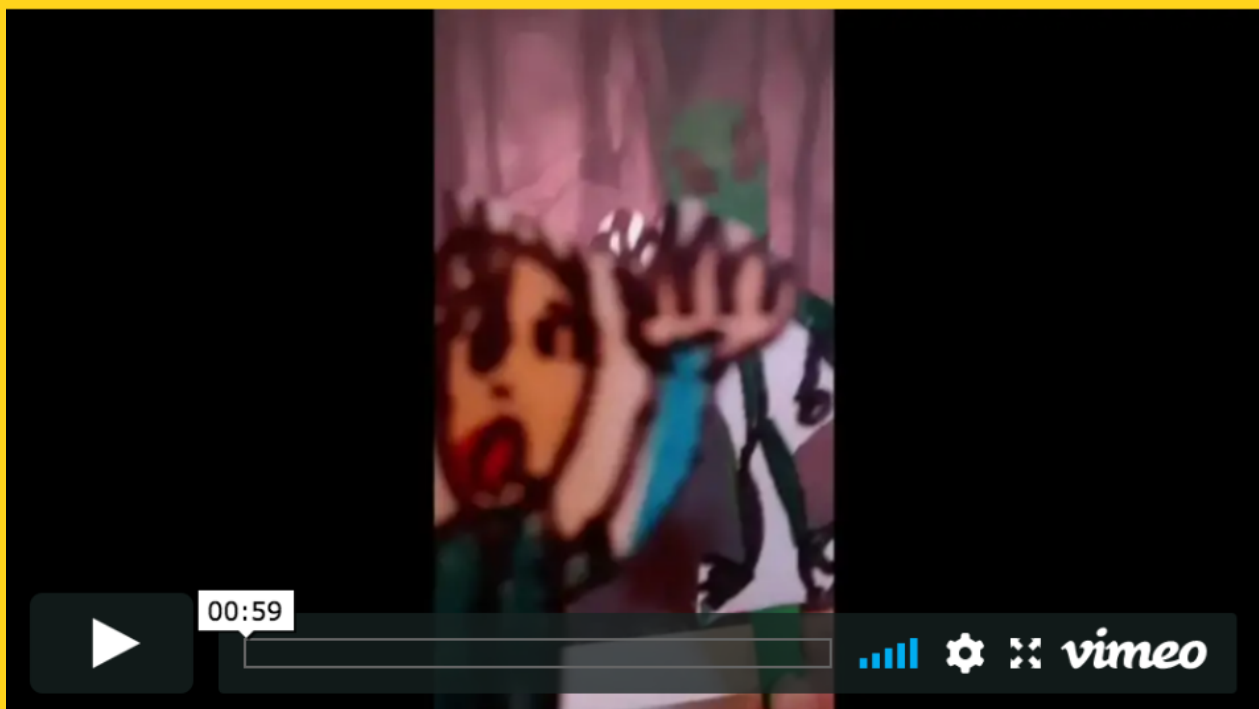
Seagull



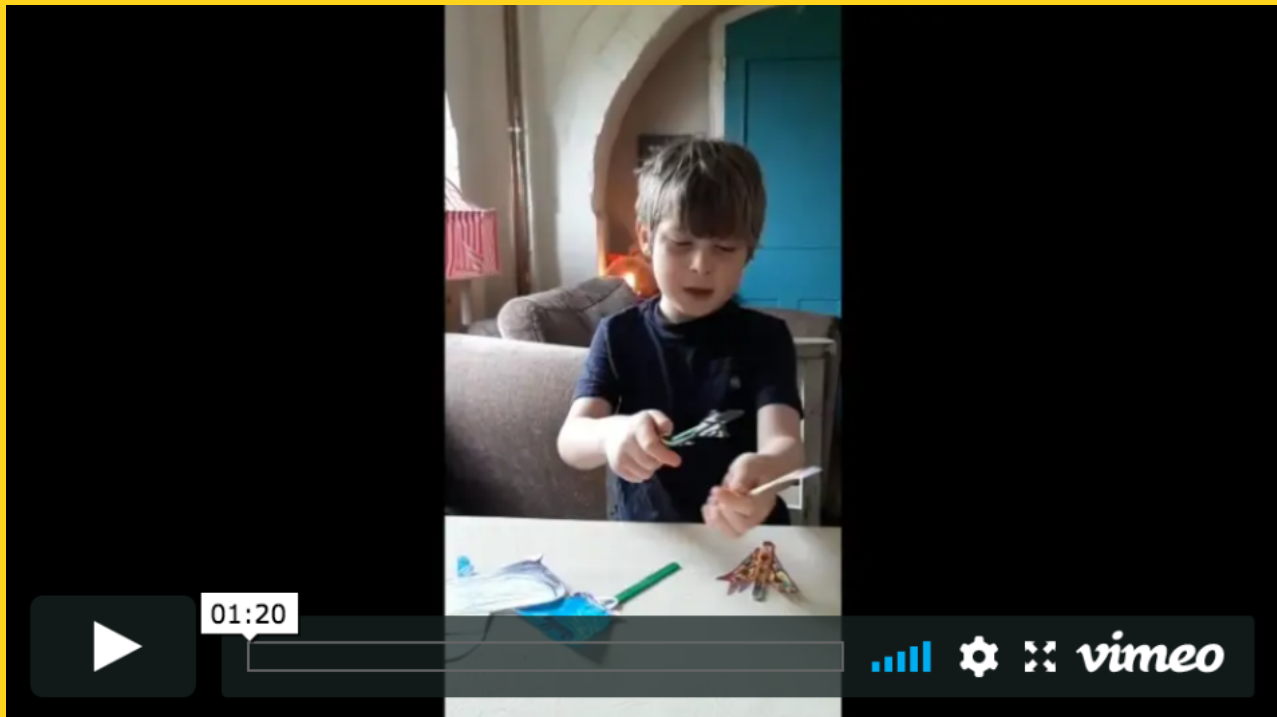
PUPPET FILM MAKING

This Alibi Exchange comes from our good friend loan, who is 6. loan decided to have a go at making his own film with puppets (perhaps you could even use the puppets from the previous Alibi Exchange to use in your film?).

Click below to watch loan's short film:



Here are some tips from Ioan on how to make a film of your own:



Think of a story that you would like to tell. Draw your characters onto paper and cut them out. Ioan stuck his characters onto lolly sticks, but you could use a pencil or a rolled up piece of paper – anything stick-like! Make a background for your story.

Where is it happening? On a beach? In a city? On the moon? In a castle? It can be anywhere you like.

Draw a picture, or if you have a printer you could choose a picture and print it out. Stick it to the wall with something that doesn't mark, like tack or masking tape. Now you can get your characters to act out the story in front of your background. What objects could you use? Ioan looked around the house and used a torch as a brilliant spaceship.

You can be inventive - a straw hat can be a sand dune, a spoon can be a mirror. Look at everyday things and imagine what they could become.

Film your story! Ioan had some help here. It was filmed onto a phone. He played some music in the background to help make the film especially dramatic.

STORY HOUSE




For this Alibi Exchange, Ruth Webb, Theatre Alibi's designer, shows us how to make a Story House. Listen to Ruth tell you more about the project above and take a look at the Story House she built herself.

Find a step-by-step guide with pictures on our website. You'll also be able to find a downloadable PDF of the instructions.

Look at Ruth's Story House of 'Little Red Riding Hood' with the light bringing it to life - what story will you choose for your Story House?



Poetry & Illustrations



We asked our Associate Writer, Daniel Jamieson, to write us a poem that would make us smile. Then our Designer, Trina Bramman, drew some wonderful illustrations to create a story book.

Watch a short film of the poem, with all the illustrations, read by Shaban Dar from 'I Believe in Unicorns' above.

I Can't Go Out of my House Today by Daniel Jamieson,
illustrated by Trina Bramman

**I can't go out of my house today
I can't go north or south
So I'm travelling round the tasty way
I'm travelling round by mouth.**

**I went to the land of pizza pie
And swam in a lake of cheese
I sat upon the crusty beach
And fished for anchovies.**

**I climbed aboard a raft of toast
And lay on a bed of beans
I drifted on a sea of sauce
And dreamt of tangerines.**

**I danced in the land of biscuits
And jived with amaretti
I danced in the land of pasta
And twisted with spaghetti.**

**I rested on a jelly bed
And lay down under custard
I woke up on a sausage bed
My mouth was full of mustard!**



IF YOU'D LIKE, YOU CAN FOLLOW THE SAME PATTERN THAT DANIEL DID AS HE WROTE THE POEM. HERE'S HOW TO DO IT:

Listen very carefully and you'll be able to hear that there are:

FOUR beats in the first line

THREE beats in the second line

FOUR beats in the third line

And THREE beats in the fourth line.

I WENT to the LAND of Pizza PIE

And SWAM in a LAKE of CHEESE

I SAT uPON a CRUS^ty BEACH

And FISHED for ANchoVIES.

There's also a rhyming scheme, which you may have spotted.

The ends of the SECOND and FOURTH lines rhyme with each other:

I went to the land of pizza pie

And swam in a lake of CHEESE

I sat upon a crusty beach

And fished for anchoVIES.

We're really looking forward to seeing where the poem goes next!

**We hope you enjoy these activities -
Don't forget we'd love to see what your pupils make,
send them in to us at info@theatrealibi.co.uk.
And let us know if you have any feedback - we're always
happy to hear from you.**



@TheatreAlibiUK



@theatrealibi



@TheatreAlibi